


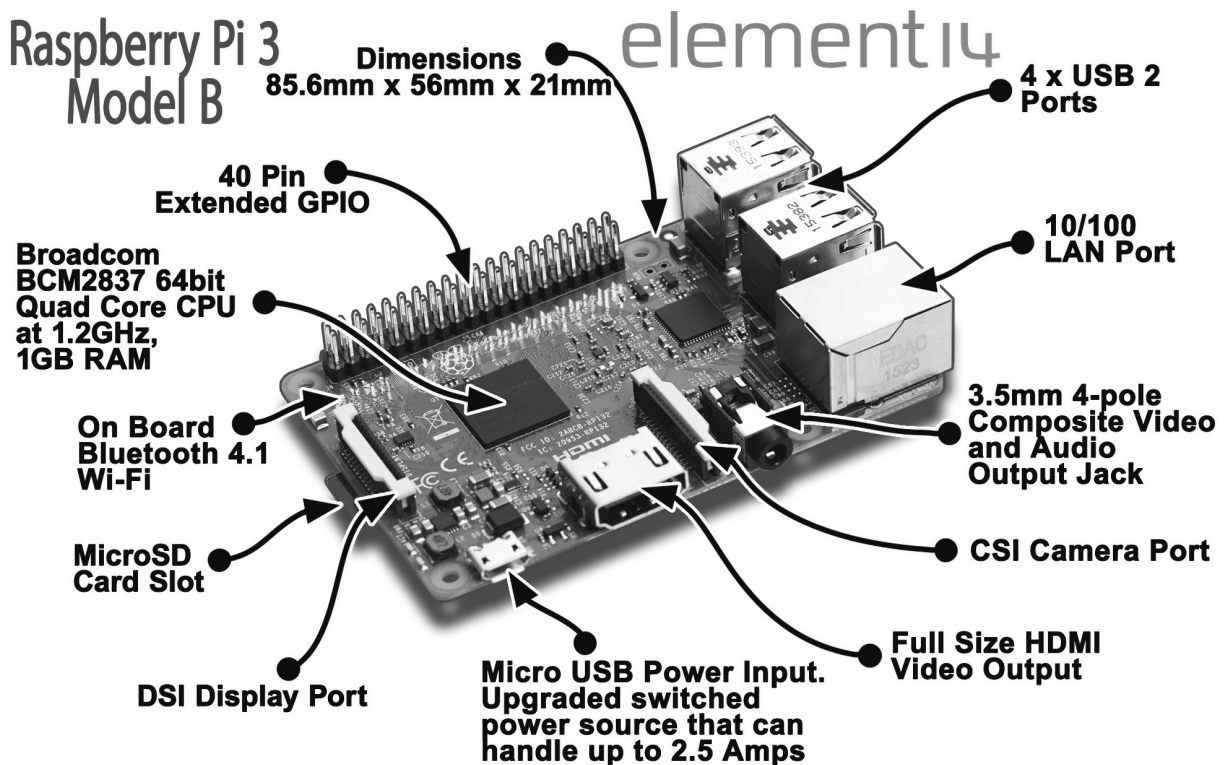
INCHICODE
WEEK 1




INCHICODE WEEK 1

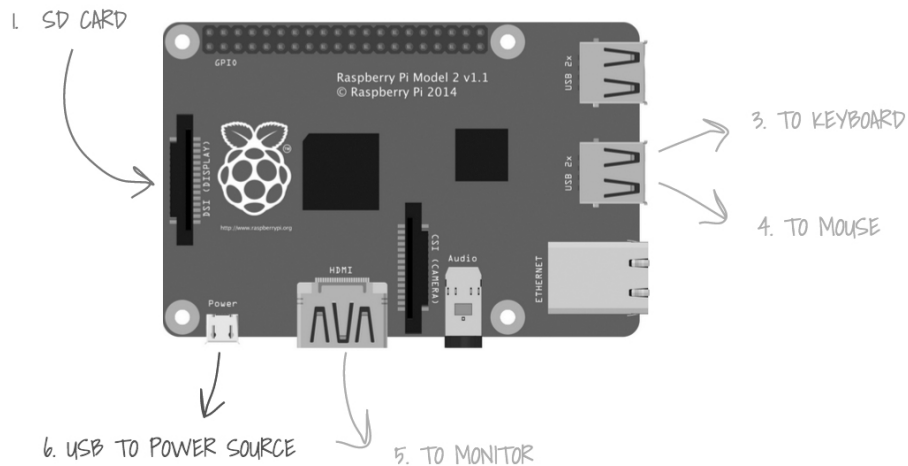
MATERIALS LIST

1. Raspberry pi
2. Pi enclosure
3. Sd card adaptor
4. Micro sd card
5. Micro USB lead
6. Hdmi cable





INCHICODE WEEK 1



Things we will learn

- What is a Raspberry Pi ?
- What can it do ?
- What parts does it consist of ?
- How do i get it set up ?
- How do i control it ?

First Time Run of Raspberry Pi

- Assemble raspberry pi enclosure
- Insert sd card in adaptor
- Insert sd card in laptop
- Format card with sd card formatter - Look in PI PROGRAMS ON YOUR LAPTOP
- Copy contents from inside berryboot folder to sd card
- Place micro sd card in raspberry pi
- Insert Hdmi and power up pi with micro USB lead
- Configure WIFI connection
- Install raspian jessie on sd card when berryboot loads up - this will take 20 minutes to install
- Run Debian Jessie for first time